

Making your transition to ICD-10 successful

Feb. 10, 2015

Nancy Enos, FACMPE, CPMA, CEMC, CPC-I, CPC is an Independent consultant and coding instructor. Nancy Enos has 35 years of operations experience in the practice management field. She joined Ingenix (formerly LighthouseMD) in 1995 and served as the Director of Physician Services until July 2008.

As an Approved PMCC Instructor of the American Academy of Professional Coders, Nancy provides coding certification courses, outsourced coding, chart auditing, consultative services and seminars in CPT and ICD-9 Coding, evaluation and management coding and documentation, and compliance planning. Nancy frequently speaks on coding, compliance and reimbursement issues to audiences from the provider community specializing in primary care and surgical specialties.



Nancy is a Fellow of the American College of Medical Practice Executives. She is on the Section Steering Committee of MGMA and is a Past President of MA/RI MGMA. She is the founding President of the Rhode Island Chapter, AAPC.

Mike Enos, CPC, CPMA, CEMC has over 10 years' experience in medical coding, billing compliance and revenue cycle management and has developed a suite of online training courses on Evaluation and Management, ICD-10 and CPC preparation.

After earning a B.A. from Rhode Island College, Mike pursued three professional medical coding certifications, including Certified Professional Coder (CPC), Certified Professional Medical Auditor (CPMA) and Certified Evaluation and Management Coder (CEMC). Mike's experience with public speaking and education adds a unique perspective to the CPC training courses offered by Nancy Enos, FACMPE, CPC-I, CPMA, CEMC.

Mike has contributed articles to MGMA Connection Magazine, presented at MGMA Conferences, AAPC chapter meetings and the New England Quality Care Alliance (NEQCA) Fall Forum. He has served as a billing compliance specialist with Medsafe, and currently works as a compliance consultant with Enos Medical Coding.



The 4 T's of ICD-10 Transition: Timing, Technology, Training and Testing



Mike Enos, CPC, CPMA, CEMC

Nancy Enos, FACMPE, CPC-I, CPMA, CEMC

Today's agenda



- 4 T's for a successful transition to ICD-10
- What is ICD-10, really?
- Side-by-side examples: ICD-9 vs. ICD-10
- Overview of some important guidelines

Introduction

- CMS: “On **October 1, 2015**, the ICD-9 code sets used to report medical diagnoses and inpatient procedures will be replaced by ICD-10 code sets.”
 - One implementation for all covered by HIPAA (not applicable to Automobile Insurance, Worker’s compensation, some Liability Insurance)
 - CMS has confirmed – No extensions

(No, we didn’t see the April 2014 delay coming!)




DELAYED

Why change from ICD-9?

- ICD-9-CM has several problems. After over 35 years, it is no longer useful for tracking diseases
- It is out of room. Because the classification is organized scientifically, each three-digit category can have only 10 subcategories.
 - Most numbers in most categories have been assigned diagnoses. Medical science keeps making new discoveries, but there are no numbers to assign these diagnoses.
 - ICD-10 expands to seven digits.
- Computer science, combined with new, more detailed codes of ICD-10-CM, will allow for better analysis of disease patterns and treatment outcomes that can advance medical care provided
- These same details will streamline claims submissions, since these details will make the initial claim much easier for payers to understand.

ICD-10 updates: The freeze is on...

- On Oct. 1, 2013, and Oct. 1, 2014, there were only limited code updates to the ICD-10 code set
- There are no updates to ICD-9-CM because it will no longer be used for reporting
- On Oct. 1, 2015, regular updates to ICD-10 will begin



The four T's of ICD-10 transition

Timing, Technology, Training and Testing

- Evaluate tools that can mitigate financial risk of the ICD-10 transition
- New technology can also boost productivity to help offset the losses that occur during and after the transition



'T' No. 1: Timing

The time is now!

- Prepare the impact statement
- Assess readiness
 - Business processes, technology and staff
 - Perform a gap analysis in every applicable functional area
 - Develop an actionable plan that is designed around IT, business processes, physicians, coders, education and training, and other key constituents





Timing

- This should be timed as soon as possible
 - Implement required Information System (IS) changes
 - Initial documentation assessment





Conduct a documentation assessment

A medical record documentation assessment will help you implement a documentation improvement program that targets deficiencies

- Hire an outside chart auditor or conduct an internal audit to determine if the clinical documentation is sufficient to support an ICD-10 code
- Start reminding physicians now of documentation elements they should be using



'T' No. 2: Technology

Go live with technology changes

- Finalize system changes
- Test systems
- Complete education and training
- Monitor coding and reimbursement accuracy





Technology

- Make an inventory of all systems that currently include ICD-9 codes
- Working with your IS support team, finalize system changes, test systems after the transition, monitor coding and reimbursement accuracy
- New technology also can boost productivity to help offset the losses that occur during and after the transition



Implementing technology changes

- Plan to implement required IS changes
- Now is the time to contact your IT vendor for both practice management and electronic health records (EHRs):
 - Who will be responsible for loading the ICD-10 code set into your system?
 - It may be necessary to keep ICD-9 for a period of time while old claims “wind down” and quality measures continue to be tracked before and after Oct. 1, 2015



Technology assistance

Working with an aligned partner:

- How will you manage dual code sets?
- Ask what additional features will be included to assist in clinical documentation
- Does their system have a prompt to ask for the necessary additional details?



Technology assistance

- Can your EHR prompt the clinician to provide details to support the ICD-10 codes as they are chosen?
- Example: Fractured radius
 - **Laterality:** Right, left
 - **Location:** proximal, distal, shaft
 - **Type of fracture:** intra-articular, extra-articular, Smith's or Colles
 - **Displaced or non-displaced**
 - **Seventh character extender:** A though S

'T' No. 3: Training

- The complexity and granularity of the ICD-10-CM code set is a very real concern
- While the American Medical Association (AMA) cites that as reasons why ICD-10 implementation needs to be prevented, those factors can be overcome through a well-planned ICD-10 training program
- Determine training strategies and discuss how to use common specialty-specific examples for physicians and ancillary providers
- Set the expectation that more detailed documentation will be demanded as a result of ICD-10





Key: Identify training needs by function

Think about the cycle of a patient in your office...

- How many of your staff play a role in the encounter in any way?
- Do their roles include using diagnosis codes?

Examples

- The intake staff may call for authorizations for managed care plans and need a diagnosis code
- The lab or X-ray technician needs an ICD-10 code for orders and requisitions
- Coordinators need diagnosis codes to schedule referrals and surgery

Important: Clinicians need to know what new clinical facts are going to be required for documentation!



Training your staff by Oct. 1, 2015

Medical coders can start tackling the code set by concentrating on two and a half ICD-10-CM chapters each month. At some point they're going to have to practice what they've learned. Don't forget that they will need refreshers on anatomy and physiology.

- It's never too early to encourage physicians to improve clinical documentation
- You need an education and training plan that addresses:
 - What subjects are needed?
 - What level of education and awareness are needed for each set of staff members?
 - Best training options
 - Which staff members will need what training?
 - Schedules
 - Training vendors
 - Resources



ICD-10 CM 21 Chapters

1. Infectious and Parasitic Diseases
2. Neoplasms
3. Diseases of the Blood and Blood-Forming Organs
4. Endocrine, Nutritional and Metabolic Diseases
5. Mental and Behavioral Disorders
6. Diseases of the Nervous System
7. Diseases of the Eye and Adnexa
8. Diseases of the Ear and Mastoid Process
9. Diseases of the Circulatory System
10. Diseases of the Respiratory System
11. Diseases of the Digestive System
12. Diseases of the Skin and Subcutaneous Tissue
13. Diseases of the Musculoskeletal System and Connective Tissue
14. Diseases of the Genitourinary System
15. Pregnancy, Childbirth and the Puerperium
16. Newborn (Perinatal)
17. Congenital Malformations, Deformations and Chromosomal Abnormalities
18. Symptoms, Signs and Abnormal Clinical and Laboratory Findings
19. Injury, Poisoning and Certain Other Consequences of External Causes
20. External Causes of Morbidity
21. Factors Influencing Health Status and Contact with Health Services



Physician training

Explain the benefits of the greater specificity:

- “ICD-10 incorporates greater specificity, clinical data, and information relevant to ambulatory and managed care encounters”
- Makes it possible to document risk factors

Recruit physician champions:

- Peer-to-peer education most effective
- Physicians on your Compliance Committee
- Clinical Documentation Specialists


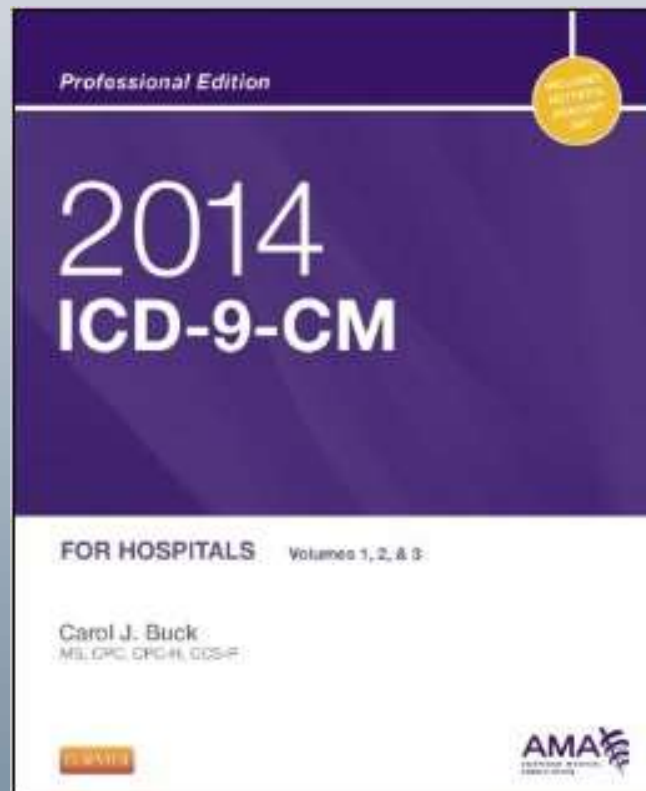
'T' No. 4: Testing

Testing is the best way to minimize negative impact post implementation and ensure that provider practices are operationally ready

- Internal testing
 - Testing internal systems, business procedures and operational workflows
- External testing
 - Testing with external business partners such as payers, clearinghouses and third-party billing services



Comparing ICD-9 to ICD-10

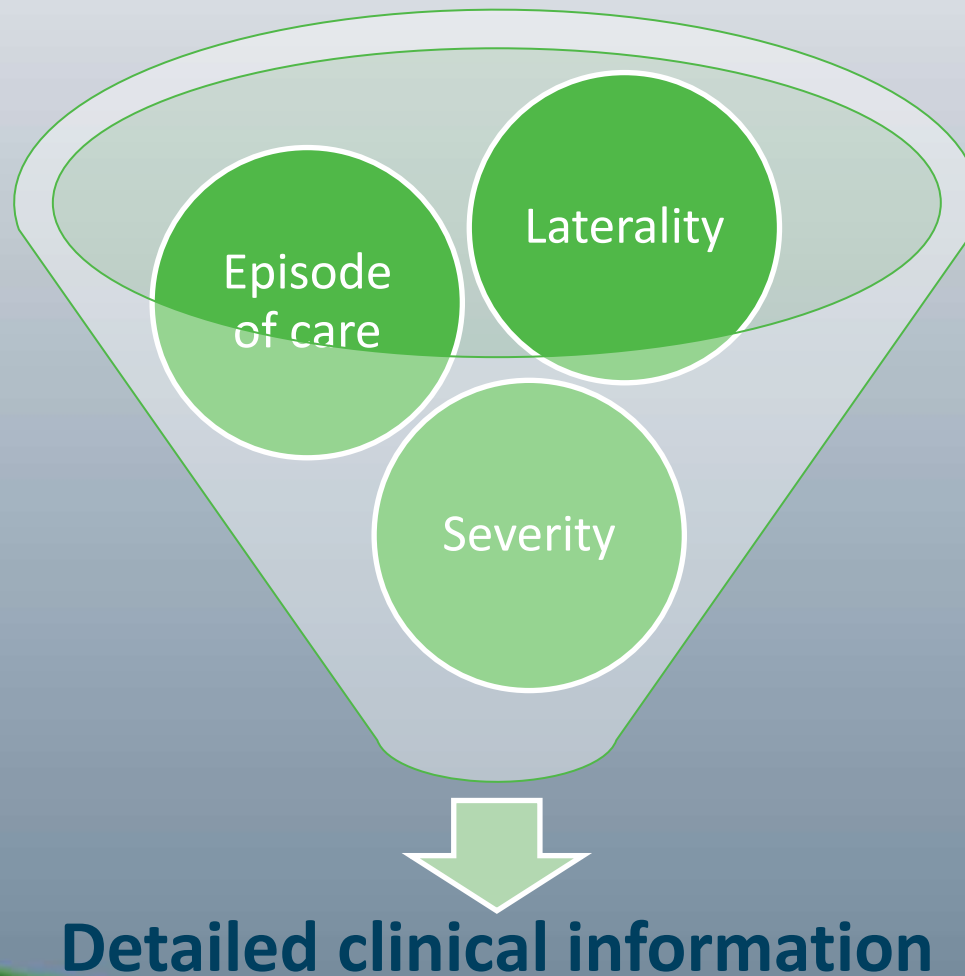


Reimbursement and quality problems with ICD-9

Example: Patient fractures left wrist. A month later, fractures right wrist

- ICD-9-CM does not identify left vs. right
 - Requires additional documentation
- ICD-10-CM describes
 - Left vs. right
 - Initial encounter, subsequent encounter
 - Routine healing, delayed healing, nonunion or malunion

ICD-10 Changes Everything



Comparison of code sets

ICD-9	ICD-10
3-5 characters	3-7 characters
More than 17,000 codes	More than 155,000 codes (68,000 are for ICD-10-CM)
First digit may be alpha or numeric (E or V only); digits 2–5 are always numeric	First character is alpha; digits 2–3 are numeric; 4–7 are alpha or numeric
Limited space for adding new codes	Flexible, new format allows for expansion
Lacks detail	Very specific
Lacks laterality	Includes a specific field to identify laterality (right vs. left). This new feature alone accounts for 1/3 of the new codes

ICD-10 differences

- Combination codes
- Laterality
- Episode of care
- Exact anatomic location
- Clinical details
- Cause/etiology

Combination codes

ICD-10-CM

- Represents a single code used to classify two diagnoses
- **E11.41** Type 2 diabetes with diabetic mononeuropathy
 - A diagnosis with an associated sign or symptom
 - Diagnosis with an associated complication

ICD-9-CM

- **250.60** Diabetes with neurological manifestations, type 2 or unspecified, not stated and uncontrolled
 - *Documentation will need to support all elements*
- **355.9** mononeuritis of unspecified site

Laterality

- Code descriptions include designations for left, right and in many cases bilateral
- Documentation should always include laterality when possible
- **What additional documentation will be needed?**
 - Right
 - Left
 - Bilateral

Laterality

C50.111 Malignant neoplasm of central portion of **right female breast**

C50.112 Malignant neoplasm of central portion of **left female breast**

C50.119 Malignant neoplasm of central portion of **unspecified female breast**

H61.21 Impacted cerumen, **right ear**

H61.22 Impacted cerumen, **left ear**

H61.23 Impacted cerumen, **bilateral**

Some ICD-10-CM codes indicate laterality, specifying whether the condition occurs on the left, right or is bilateral. If no bilateral code is provided and the condition is bilateral, assign separate codes for both the left and right side. If the side is not identified in the medical record, assign the code for the unspecified side.

Laterality

H02.011 Cicatricial entropion of **right upper** eyelid

H02.012 Cicatricial entropion of **right lower** eyelid

H02.013 Cicatricial entropion of **right eye, unspecified** lid

H02.014 Cicatricial entropion of **left upper** eyelid

H02.015 Cicatricial entropion of **left lower** eyelid

H02.016 Cicatricial entropion of **left eye, unspecified** lid

H02.019 Cicatricial entropion of **unspecified eye, unspecified** lid

Pretty simple, right? What if I told you this simple distinction between left and right accounts for about 25,000 of the 69,000 codes in ICD-10? That's right, 25,000 codes in ICD-10 are different only in that they distinguish between left and right.

Laterality

- Sometimes the last digit indicates the specific site:
- L74.51 Primary focal hyperhidrosis
 - L74.510 Primary focal hyperhidrosis, **axilla**
 - L74.511 Primary focal hyperhidrosis, **face**
 - L74.512 Primary focal hyperhidrosis, **palms**
 - L74.513 Primary focal hyperhidrosis, **soles**
 - L74.519 Primary focal hyperhidrosis, **unspecified**
- **What additional documentation will be needed?**
 - The specific site of the hyperhidrosis

ICD-10 structure

- The expanded number of characters of the ICD-10 diagnosis codes provides greater specificity to identify disease etiology, anatomic site, and severity
- Characters 1-3: Category (“block”)
- Characters 4-6: Etiology, anatomic site, severity, or other clinical detail
- Character 7: Extension, for example: episode of care or other clinical detail

Structural Change



Fifth and sixth characters

- Identifies the most precise level of specificity

- Example:

S61.257 Open bite of left little finger without damage to nail

3 – S61 is a category for open wound of wrist, hand and fingers

4 – S61.2 specifies the injury is an open wound of the finger

5 – S61.25 specifies it is a bite

6 – S61.257 specifies it is of the left little finger

- A seventh character extender is also required for current injuries

Seventh character extenders

- The fact that the codes are up to seven characters in length is a major difference that brings two new considerations: *seventh character extenders* and *dummy placeholders*
- The seventh character extenders are usually a letter, and are used to identify the encounter type. Some of the most common seventh character extenders used in ICD-10-CM are:
 - A- Initial encounter for closed fracture
 - B- Initial encounter for open fracture
 - D- Subsequent encounter for fracture with routine healing
 - G- Subsequent encounter for fracture with delayed healing
 - K- Subsequent encounter for fracture with nonunion
 - P- Subsequent encounter for fracture with malunion
 - S- Sequela

“A place for everything, everything in its place.”

- Benjamin Franklin

S51 Open wound of elbow and forearm

S51.0 Open wound of elbow

S51.01 Laceration without foreign body of elbow

S51.012 Laceration without foreign body of right elbow

S51.012A Laceration without foreign body of right elbow, initial encounter

A unique twist: The placeholder

- Some codes are seven characters, but no fourth, fifth or sixth place is necessary, so “x” is a placeholder

T68.xxxA - Hypothermia

**H40.41X1 - Glaucoma secondary to eye inflammation,
right eye, mild stage**

The appropriate seventh character is to be added to code H40.41

- 0 stage unspecified
- 1 mild stage
- 2 moderate stage
- 3 severe stage
- 4 indeterminate stage

“Unspecified” Codes

- The doctor has not given enough information in the documentation
- Differs from “other specified” which means there is no exact code description for the documentation
- Be careful when using “unspecified” codes, some payers may deny claims if an unspecified code is used (pain in unspecified knee)

It's all about the documentation

- The level of E/M service is based on
 - ❑ Medical necessity
 - ❑ Documentation of history, exam and MDM
 - ❑ Time
- The detail in ICD-10 depends on the information in the note
- Coders and billers are trained not to use “*unspecified*” codes, and are always directed to query the provider for more detailed information

October 1, 2015

- Implementation compliance
- Claims will require the new ICD-10 codes
- Continue training
- 2-3 days of training will be required
- AHIMA estimates 16 hours or less of training
- Have a certified coder on hand to support the physicians and staff as they use the new code sets, or system, “live” for the first time
- Anticipate some disruption, consider ways to support your practice during this time

Vendor example: How Greenway Health tackles ICD-10

- A system-level changeover date on Oct. 1, 2015, with the flexibility to automatically modify payer/plan specific changeover dates if required
- EHR and PM systems preloaded with all ICD-10 codes
 - May require update to most recent version of solution
- Flexible search criteria, including ICD-9, ICD-10, keywords, short and long diagnosis descriptions
- General equivalence mappings (GEMs)
- Multiple layers of validation and automation for correct coding in all phases of the clinical and billing workflow



Helpful websites

National Center for Health Statistics

- <http://www.cdc.gov/nchs/about/major/dvs/icd10des.htm>

CMS

- <http://www.cms.hhs.gov/ICD10/>

AHIMA

- <http://www.ahima.org/icd10>

MGMA

- www.mgma.com

AAPC

- www.aapc.com

AMA

- <http://www.ama-assn.org/ama1/pub/upload/mm/399/icd10-icd9-differences-fact-sheet.pdf>

Questions?

